



Battery


Battery Terminals 66

Cable Lugs 68

Cable Joiners 72

Clips & Clamps 74

Terminal Insulators 76



- High quality, superior conductivity.
- Colour coded for easy identification.
- Wide range of gauge sizes and terminal styles.
- Ideal for truck, bus, marine & heavy duty vehicles.
- Battery Terminals made in New Zealand.
- Crimp Battery Terminals made in North America

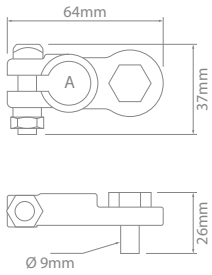


Fig 1

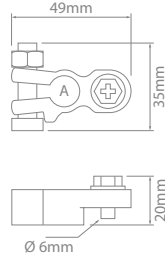


Fig 2

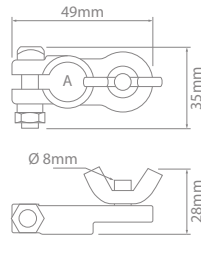


Fig 3

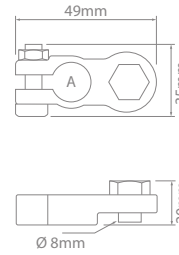


Fig 4

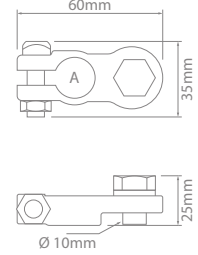
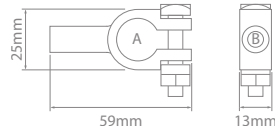


Fig 5

Battery Terminals

Part No.	Style	A (mm)	Polarity	Fig
RT10N	9mm Bolt	16	Negative	1
RT10P	9mm Bolt	17	Positive	1
RT13N	6mm Bolt	12	Negative	2
RT13P	6mm Bolt	13	Positive	2
RT14N	Wingnut	16	Negative	3
RT14P	Wingnut	18	Positive	3
RT15N	8mm Bolt	17	Negative	4
RT16P	8mm Bolt	18	Positive	4
RT17N	10mm Bolt	16	Negative	5
RT18P	10mm Bolt	18	Positive	5

Made in North America

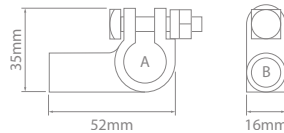


000SN

Crimp Battery Terminals – Straight

Polarity		Cable Size (mm ²)	A (mm)		B (mm)	Colour Code
Positive	Negative		Positive	Negative		
2SP	2SN	35	18	16.5	8.5	Green
OSP	OSN	50	18	16.5	9.5	Pink
00SP	00SN	70	18	16.5	11.5	Black
000SP	000SN	85	18	16.5	12	Orange
120SP	120SN	120	18	16.5	16	Yellow

Made in North America

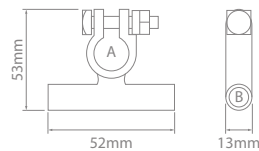


000EP

Crimp Battery Terminals – Elbow

Polarity		Cable Size (mm ²)	A (mm)		B (mm)	Colour Code
Positive	Negative		Positive	Negative		
2EP	2EN	35	18	16.5	8.5	Green
OEP	OEN	50	18	16.5	9.5	Pink
00EP	00EN	70	18	16.5	11.5	Black
000EP	000EN	85	18	16.5	12	Orange
120EP	120EN	120	18	16.5	16	Yellow

Made in North America



OTEN

Crimp Battery Terminals – Twin Elbow

Polarity		Cable Size (mm ²)	A (mm)		B (mm)	Colour Code
Positive	Negative		Positive	Negative		
2TEP	2TEN	35	18	16.5	8.5	Green
OTEP	OTEN	50	18	16.5	9.5	Pink
00TEN	00TEN	70	18	16.5	11.5	Black
000TEP	000TEN	85	18	16.5	12	Orange
120TEP	120TEN	120	18	16.5	16	Yellow



Battery

Cable Lugs

S95-10-90DEG



S10-12



S70-10BM/10



S6-6



S120-10BM



- Bell Mouth versions feature flared end for easy cable insertion.
- Electro tin-plated copper for high conductivity.
- Manufactured from tube stock for greater durability.
- Corrosion resistant.

Material :

Tin-plated Copper Alloy

Operating Temperature :

-55°C to 155°C

90° version

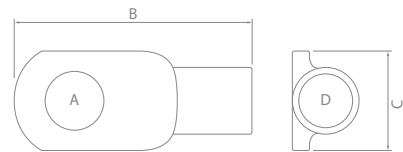


S70-10-90DEG



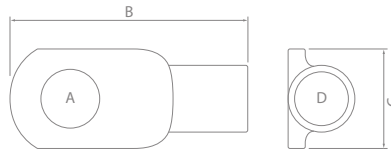
Standard

Bell Mouth
























Cable Lugs

Cable Size	Stud Size	A (mm)	B (mm)	C (mm)	D (mm)	Type	Part No	Pack Qty	
5mm ²	5mm	5	23	10	3.8	Standard	S6-5	1	
							S6-5/50	50	
	6mm	6	27	12	3.8	Standard	S6-6	1	
							S6-6/50	50	
10mm ²	8mm	8	27	12	3.8	Standard	S6-8	1	
							S6-8/50	50	
	10mm	10	32	15	3.8	Standard	S6-10	1	
							S6-10/50	50	
	6mm	6	27	12	4.7	Standard	S10-6	1	
						Bell Mouth	S10-6BM/50	50	
	8mm	8	29	14	4.7	Standard	S10-8	1	
						Bell Mouth	S10-8BM/50	50	
10mm	10	32	15	4.7	Standard	S10-10	1		
					Bell Mouth	S10-10BM/50	50		
12mm	12	38	18	4.7	Standard	S10-12	1		
						S10-12/50	50		

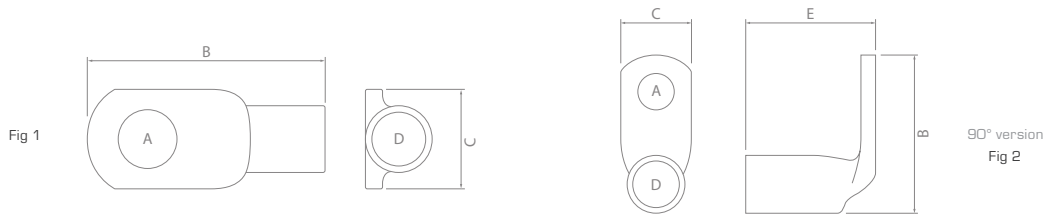


Cable Lugs Continued

Cable Size	Stud Size	A (mm)	B (mm)	C (mm)	D (mm)	Type	Part No	Pack Qty		
16mm ²	6mm	6	39	11	5.5	Standard	S16-6 S16-6/50	1 50		
						Bell Mouth	S16-6BM/50	50		
	8mm	8	40	14	5.5	Standard	S16-8 S16-8/50	1 50		
						Bell Mouth	S16-8BM/50	50		
	10mm	10	42	15	5.5	Standard	S16-10 S16-10/50	1 50		
						Bell Mouth	S16-10BM/50	50		
	12mm	12	46	18	5.5	Standard	S16-12 S16-12/50	1 50		
	25mm ²	6mm	6	33	13.5	7.1	Standard	S25-6 S25-6/25	1 25	
							Bell Mouth	S25-6BM/25	25	
		8mm	8	41	13.5	7.1	Standard	S25-8 S25-8/25	1 25	
							Bell Mouth	S25-8BM/25	25	
10mm		10	44	16	7.1	Standard	S25-10 S25-10/25	1 25		
						Bell Mouth	S25-10BM/25	25		
12mm		12	49	8	7.1	Standard	S25-12 S25-12/25	1 25		
						Bell Mouth	S25-12BM/25	25		
35mm ²		6mm	6	44	16	8.4	Standard	S35-6 S35-6/25	1 25	
							Bell Mouth	S35-6BM/25	25	
		8mm	8	44	16	8.4	Standard	S35-8 S35-8/25	1 25	
							Bell Mouth	S35-8BM/25	25	
	10mm	10	47	18	8.4	Standard	S35-10 S35-10/25	1 25		
						Bell Mouth	S35-10BM/25	25		
	12mm	12	50	20	8.4	Standard	S35-12 S35-12/25	1 25		
						Bell Mouth	S35-12BM/25	25		

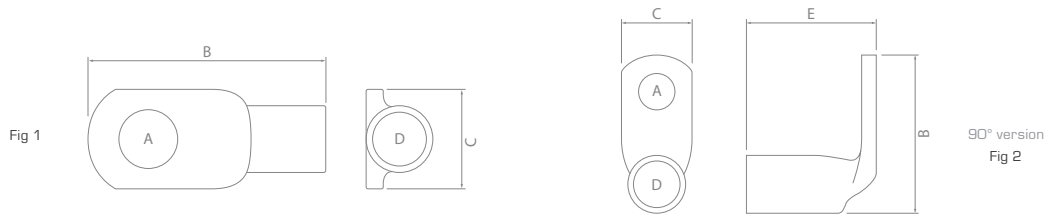


Battery

















Cable Lugs Continued

Cable Size	Stud Size	Fig	A (mm)	B (mm)	C (mm)	D (mm)	E (mm)	Type	Part No	Pack Qty	
50mm ²	6mm	1	6	48	18	9.5	—	Standard	S50-6	1	
									S50-6/25	25	
								Bell Mouth	S50-6BM	1	
									S50-6BM/25	25	
	8mm	1	8	48	18	9.5	—	Standard	S50-8	1	
									S50-8/25	25	
								Bell Mouth	S50-8BM/25	25	
	10mm	1	10	48.5	18	9.5	—	Standard	S50-10	1	
								S50-10/25	25		
							Bell Mouth	S50-10BM/25	25		
12mm		1	12	54	21	9.5	—	Standard	S50-12	1	
								S50-12/25	25		
							Bell Mouth	S50-12BM/25	25		
70mm ²	6mm	1	6	54	21	11.3	—	Standard	S70-6	1	
									S70-6/10	10	
	8mm	1	8	54	21	11.3	—	Standard	S70-8	1	
									S70-8/10	10	
								Bell Mouth	S70-8BM/10	10	
	10mm	2	10	39	21	11.3	33	Standard	S70-10-90DEG	1	
		1	10	54	21	11.3	—	Standard	S70-10	1	
								S70-10/10	10		
								Bell Mouth	S70-10BM/10	10	
12mm	1	12	54	21	11.3	—	Standard	S70-12	1		
								S70-12/10	10		
							Bell Mouth	S70-12BM/10	10		
16mm	1	17	64	27	11.3	—	Standard	S70-16	1		



Cable Lugs Continued

Cable Size	Stud Size	Fig	A (mm)	B (mm)	C (mm)	D (mm)	E (mm)	Type	Part No	Pack Qty	
95mm ²	8mm	1	8	60	25	13.5	—	Standard	S95-8	1	
								Bell Mouth	S95-8BM	1	
	10mm	1	10	60	25	13.5	—	Standard	S95-10	1	
								Bell Mouth	S95-10BM	1	
		2	10	45	25	13.5	40	Standard	S95-10-90DEG	1	
	120mm ²	12mm	1	12	60	25	13.5	—	Standard	S95-12	1
Bell Mouth									S95-12BM	1	
16mm		1	16	60	25	13.5	—	Standard	S95-16	1	
			16	70	27	13.5	—	Bell Mouth	S95-16BM	1	
120mm ²	8mm	1	8	64	30	15.6	—	Standard	S120-8	1	
								Bell Mouth	S120-8BM	1	
	10mm	1	10	64	24	15.6	—	Standard	S120-10	1	
			10	64	30	15.6	—	Bell Mouth	S120-10BM	1	
	12mm	1	12	64	30	15.6	—	Standard	S120-12	1	
								Bell Mouth	S120-12BM	1	

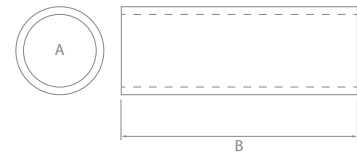




- Fabricated from one piece of copper.
- Tinned for optimum electrical performance.
- The barrel is completely closed with a brazed seam for uniform strength.
- Internal serrations guarantee optimum tensile strength and maximum electrical contact area after crimping.
- Designed for all power applications; automotive, aircraft and marine.
- Corrosion resistant.


Material :

Tin-plated Copper Alloy




Cable Joiners

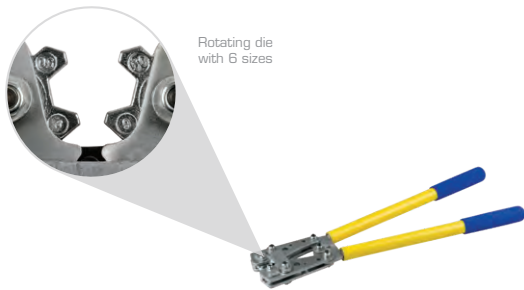
Part No.	Wire Size (mm ²)	A (mm)	B (mm)
C10	10	4.7	22
C16	16	5.5	44
C25	25	7.1	47
C35	35	8.4	47
C50	50	9.5	47
C70	70	11.3	50
C95	95	13.5	54
C120	120	15.6	65



HT-4023



HT-4510



Rotating die
with 6 sizes

HT-21



Rotating die
with 7 sizes

HT-22

Crimping Tools – Cable Joiners, Lugs & Crimp Battery Terminals

Part No.	Description	Crimp Range (mm ²)
HT-4023	Ratcheting	0.3–2.5, 4–6, 10, 16
HT-4510	Ratcheting	0.25–1.5, 2.5–4, 6–8, 10
HT-21	Heavy duty hex crimper. Rotating die with 6 sizes. 450mm long	6, 10, 16, 25, 35, 50
HT-22	Extra heavy duty hex crimper. Rotating die with 7 sizes. 650mm long	25, 35, 50, 70, 95, 120, 150

- Wide range of sizes and current capacities.
- Insulated and non-insulated handles.
- Heavy duty versions supplied with copper cable lugs and feature full insulation and metal heat dispersion earth strip.



H2790



H145



H170



H143



H144



H818







AE725B



AE725R

Clips & Clamps

Part No.	Description	Current Rating (A)	Pack Qty
H2790/2	Alligator Clips	5	2
H145/2	Test Clips	10	2
H170/2	Test Clips	15	2
H143/2	Test Clips	25	2
H144/2	Test Clips	50	2
H818/2	Battery Clamps	25	2
AE725B	Battery Clamp – Heavy Duty – Black	600	1
AE725R	Battery Clamp – Heavy Duty – Red	600	1

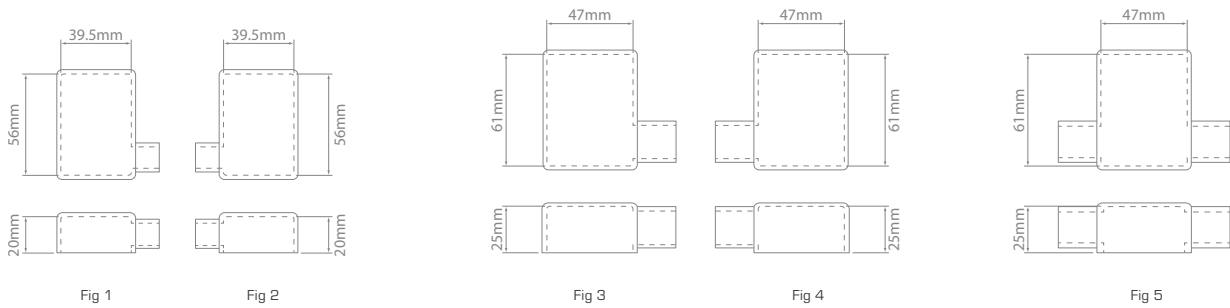


Battery

Terminal Insulators



Material : Flexible PVC
 Operating Temperature : 105°C max.
 Burning Behaviour : UL94V2



SY2906-RED
(Right hand)




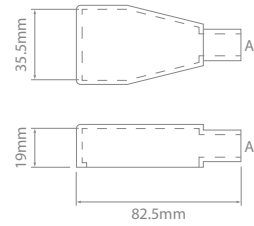
SY2914-BLK
(Left hand)



SY2915-RED
(Double)

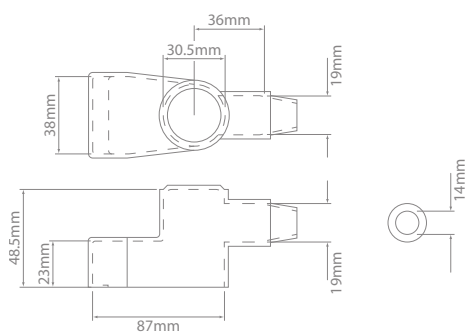
Battery Terminal Insulators

Red	Black	Pack Qty	Post Height (mm)	Cable Ø (mm)	Cable Entry	Material Thickness (mm)	Fig
SY2906-RED	SY2906-BLK	1	20	12.5	Right Hand	1.5	1
SY2906R/100	SY2906B/100	100					
SY2910-RED	SY2910-BLK	1	20	12.5	Left Hand	1.5	2
SY2910R/100	SY2910B/100	100					
SY2912-RED	SY2912-BLK	1	25	17.5	Right Hand	2.3	3
SY2912R/100	SY2912B/100	100					
SY2914-RED	SY2914-BLK	1	25	17.5	Left Hand	2.3	4
SY2914R/100	SY2914B/100	100					
SY2915-RED	SY2915-BLK	1	25	17.5	Double	2.3	5
SY2915R/100	SY2915B/100	100					



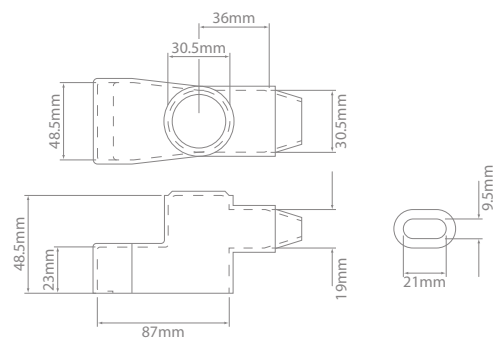
Battery Terminal Insulators – Straight Leads

Red	Black	Pack Qty	Post Height (mm)	Cable Ø A (mm)	Material Thickness (mm)
SY2917-RED	SY2917-BLK	1	19	12.5	2.3
SY2917R/100	SY2917B/100	100			
SY2919-RED	SY2919-BLK	1	19	16	2.3
SY2919R/100	SY2919B/100	100			



SY2990

Fig 1



SY2995

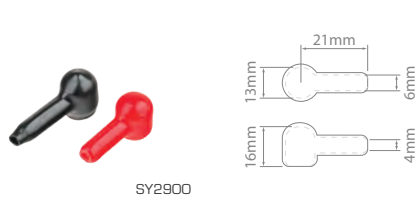
Fig 2

Battery Terminal Insulators

Red	Black	Pack Qty	Terminal Ø (mm)	Post Height (mm)	Material Thickness (mm)	Fig
SY2990-RED	SY2990-BLK	1	30.5	23	2	1
SY2990R/100	SY2990B/100	100				
SY2995-RED	SY2995-BLK	1	30.5	23	2	2
SY2995R/100	SY2995B/100	100				



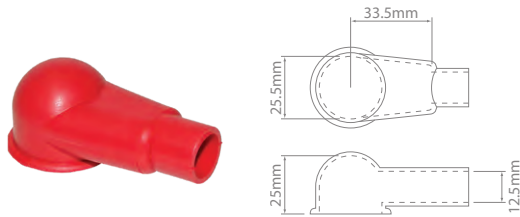
Battery



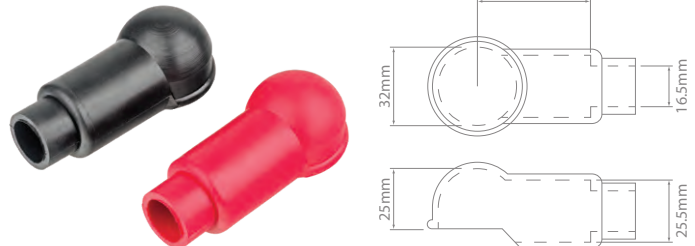
SY2900



SY2980



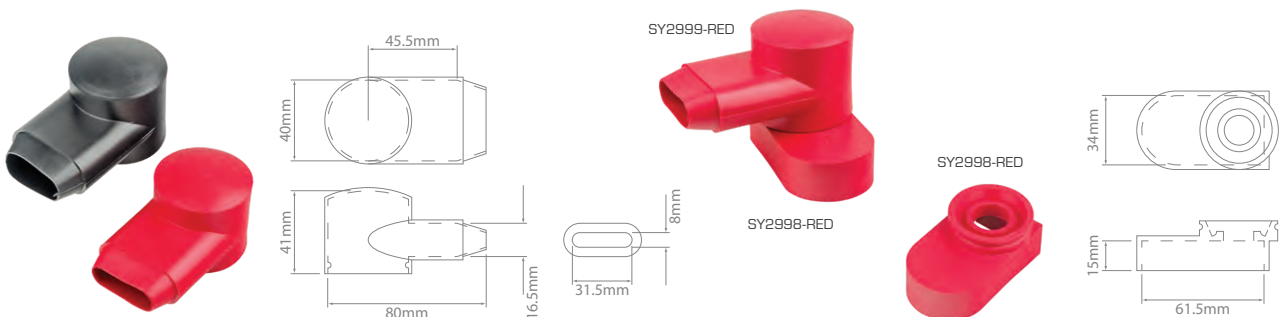
SY2982



SY2984

Terminal Insulators – Lug & Ring

Red	Black	Pack Qty	Terminal Ø (mm)	Post Height (mm)	Terminal Length (mm)	Inside Grip (mm)	Cable Ø (mm)	Material Thickness (mm)
SY2900-RED	SY2900-BLK	1	13	16	21	6	4-6	1
SY2900R/100	SY2900B/100	100						
SY2980-RED	SY2980-BLK	1	18.5	26	33.5	10.5	8	1.5
SY2980R/100	SY2980B/100	100						
SY2982-RED	SY2982-BLK	1	25.5	25	33.5	12.5	12.5	1.5
SY2982R/100	SY2982B/100	100						
SY2984-RED	SY2984-BLK	1	32	25	65	25.5	16.5	2.5
SY2984R/100	SY2984B/100	100						



Terminal Insulators – Lug & Ring – Marine

Red	Black	Pack Qty	Terminal Ø (mm)	Post Height (mm)	Terminal Length (mm)	Material Thickness (mm)
SY2999-RED	SY2999-BLK	1	40	41	58.5	1.5
SY2999R/100	SY2999B/100	100				
SY2998-RED	SY2998-BLK	1	Base for use with SY2999			2.5

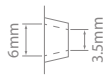


Fig 1

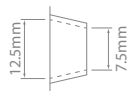


Fig 2

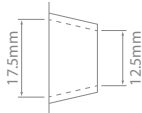


Fig 3

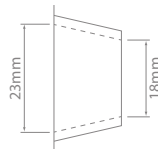
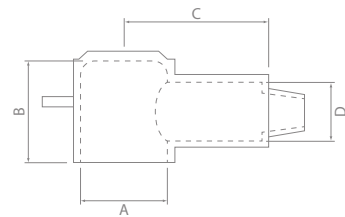


Fig 4



Cable Ø

Terminal Insulators – Lug & Ring – 200 Series

Red	Black	Pack Qty	Terminal Ø A (mm)	Post Height B (mm)	Terminal Length C (mm)	Inside Grip D (mm)	Cable Ø Fig	Material Thickness (mm)
SY2959-RED	SY2959-BLK	1	12	18	25.5	12.5	1	1.5
SY2959R/100	SY2959B/100	100						
SY2960-RED	SY2960-BLK	1	14	19	25.5	12.5	1	1.5
SY2960R/100	SY2960B/100	100						
SY2963-RED	SY2963-BLK	1	16	20.5	25.5	12.5	2	1.5
SY2963R/100	SY2963B/100	100						
SY2965-RED	SY2965-BLK	1	18	22	25.5	12.5	2	1.5
SY2965R/100	SY2965B/100	100						
SY2966-RED	SY2966-BLK	1	20	24	33.5	18	3	1.8
SY2966R/100	SY2966B/100	100						
SY2968-RED	SY2968-BLK	1	22	26.5	44.5	19	3	1.8
SY2968R/100	SY2968B/100	100						
SY2971-RED	SY2971-BLK	1	26	32	52.5	18	3	2
SY2971R/100	SY2971B/100	100						
SY2970-RED	SY2970-BLK	1	28	33.5	44.5	19	3	2.3
SY2970R/100	SY2970B/100	100						
SY2973-RED	SY2973-BLK	1	32	38	44.5	23	3	2.5
SY2973R/100	SY2973B/100	100						
SY2974-RED	SY2974-BLK	1	32	38	60.5	23	3	2.5
SY2974R/100	SY2974B/100	100						
SY2975-RED	SY2975-BLK	1	32	38	44.5	23	4	2.5
SY2975R/100	SY2975B/100	100						

